

CITY OF PRESCOTT Growth Indicators Summary

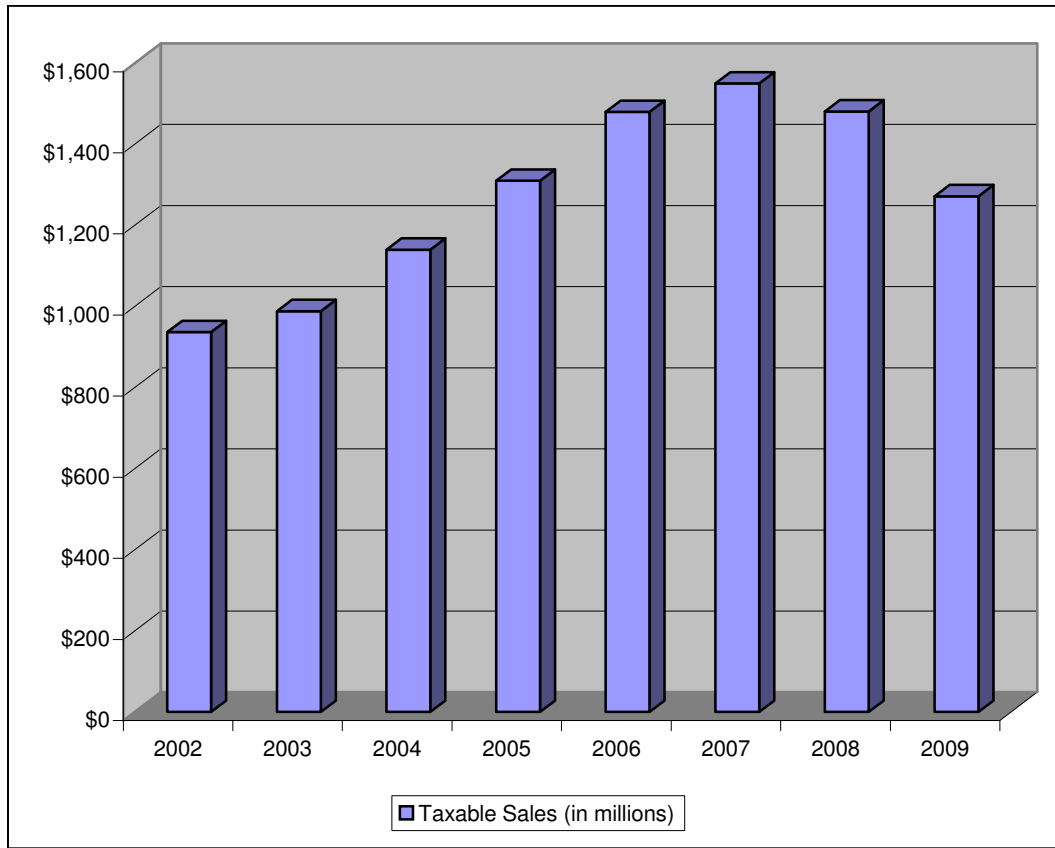
Description	Fiscal Year							
	2002	2003	2004	2005	2006	2007	2008	2009
Taxable Sales (in millions)	\$937.12	\$988.63	\$1,140.00	\$1,310.00	\$1,480.00	\$1,550.00	\$1,481.00	\$1,272.00
Population*	36,375	38,390	39,880	40,770	42,085	43,217	43,280	*
Building Permit Value (in millions)	\$161.58	\$187.55	\$166.70	\$199.90	\$184.37	\$88.50	\$53.27	\$43.76
Single-Family Housing Permits	563	589	512	577	561	301	101	58
Net Assessed Property Valuation (in millions)	\$325.90	\$354.27	\$411.40	\$447.81	\$497.20	\$583.11	\$660.80	\$729.02
Estimated Actual Property Value (in billions)	\$2.61	\$2.87	\$2.23	\$3.54	\$3.97	\$4.79	\$5.54	\$6.18
Auto Dealers Taxable Sales (in millions)	\$136.33	\$154.95	\$182.50	\$211.53	\$237.94	\$235.60	\$200.60	\$129.98
Restaurants/Bars Taxable Sales (in millions)	\$53.44	\$58.56	\$60.64	\$66.91	\$76.33	\$78.29	\$80.00	\$79.81
Transient Occupancy Tax (Bed Tax)	\$308,327.00	\$306,060.00	\$319,164.00	\$356,002.00	\$408,134.00	\$430,038.00	\$510,456.00	\$554,716.00

* Population estimates not available until end of calendar year

CITY OF PRESCOTT

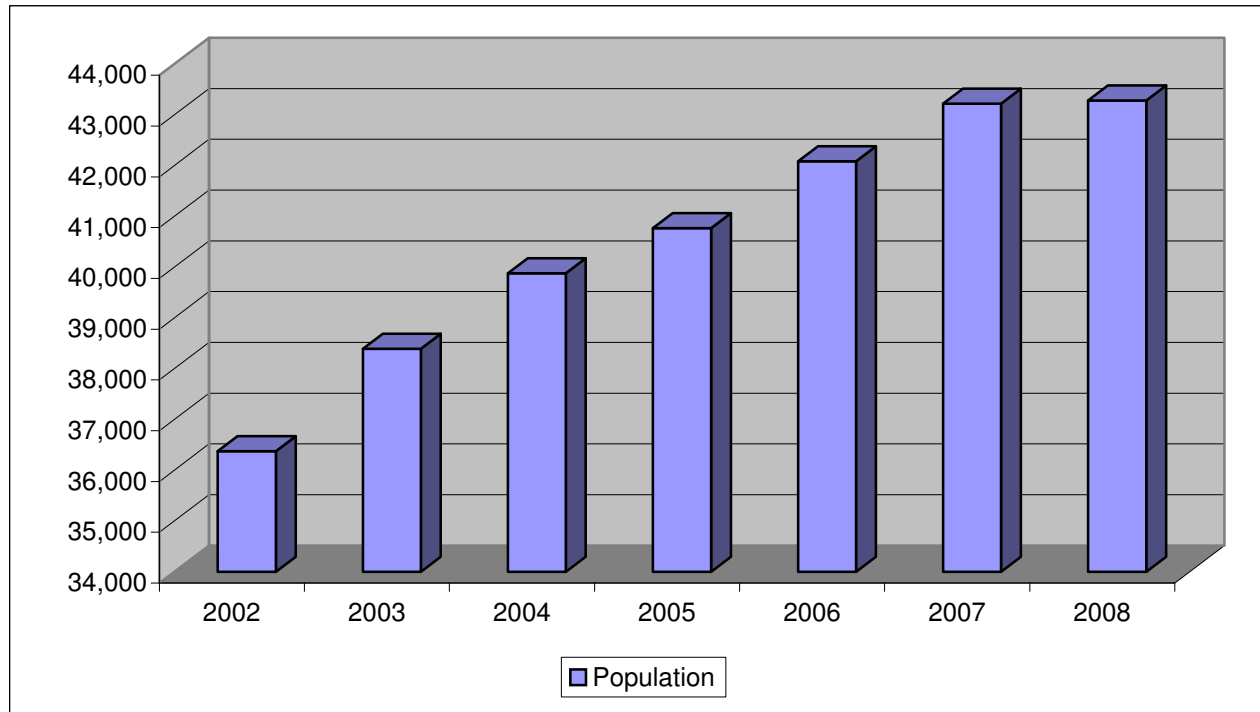
Growth Indicators

Description	Fiscal Year							
	2002	2003	2004	2005	2006	2007	2008	2009
Taxable Sales (in millions)	\$937	\$989	\$1,140	\$1,310	\$1,480	\$1,550	\$1,481	\$1,272



CITY OF PRESCOTT Growth Indicators

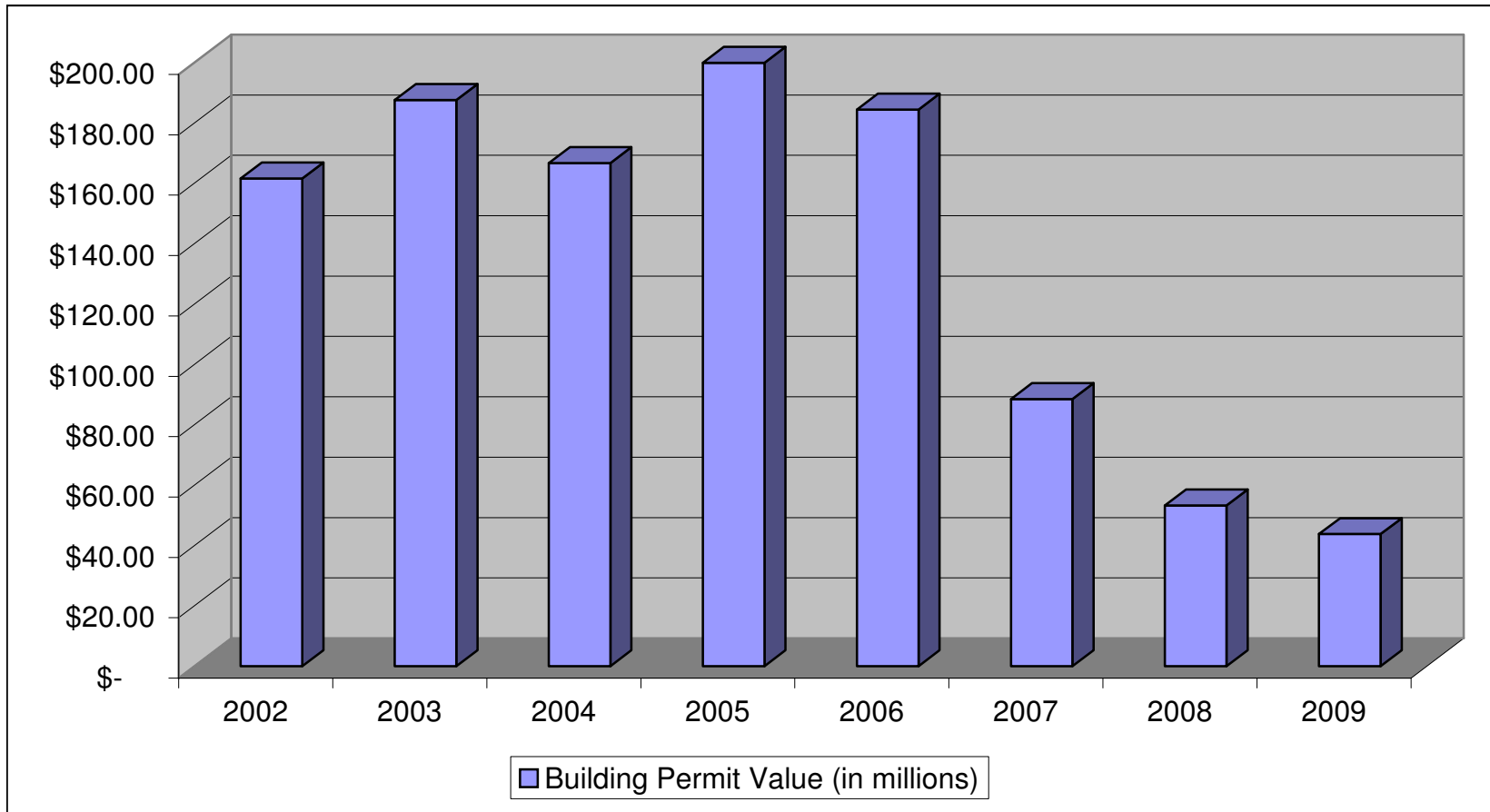
Description	Fiscal Year								
	2002	2003	2004	2005	2006	2007	2008	2009	
Population	36,375	38,390	39,880	40,770	42,085	43,217	43,280	*	



* Population estimates not available until end of calendar year

CITY OF PRESCOTT Growth Indicators

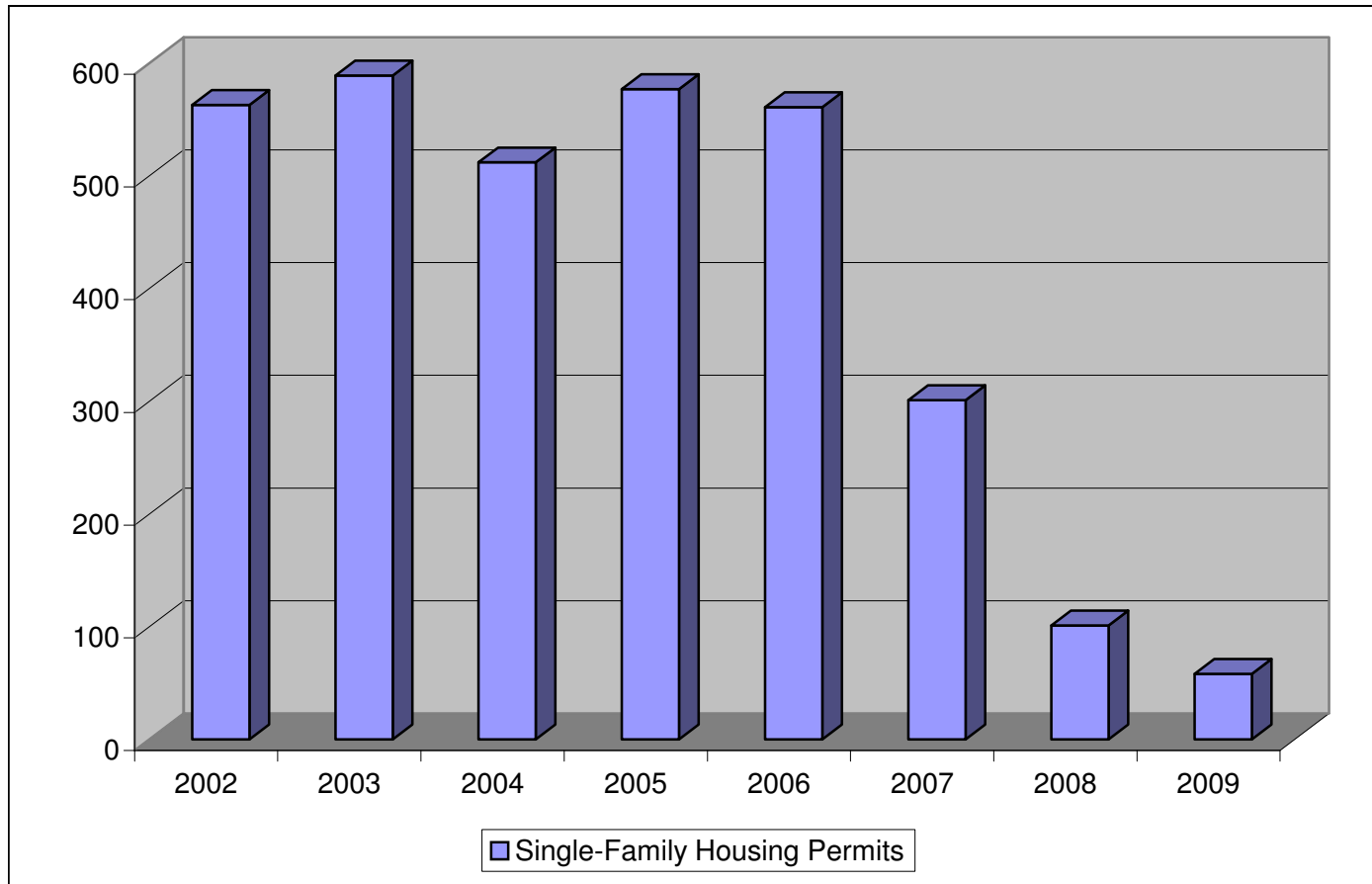
Description	Fiscal Year							
	2002	2003	2004	2005	2006	2007	2008	2009
Building Permit Value (in millions)	\$ 161.58	\$ 187.55	\$ 166.70	\$ 199.90	\$ 184.37	\$ 88.50	\$ 53.27	\$ 43.76



CITY OF PRESCOTT

Growth Indicators

Description	Fiscal Year								
	2002	2003	2004	2005	2006	2007	2008	2009	
Single-Family Housing Permits	563	589	512	577	561	301	101	58	



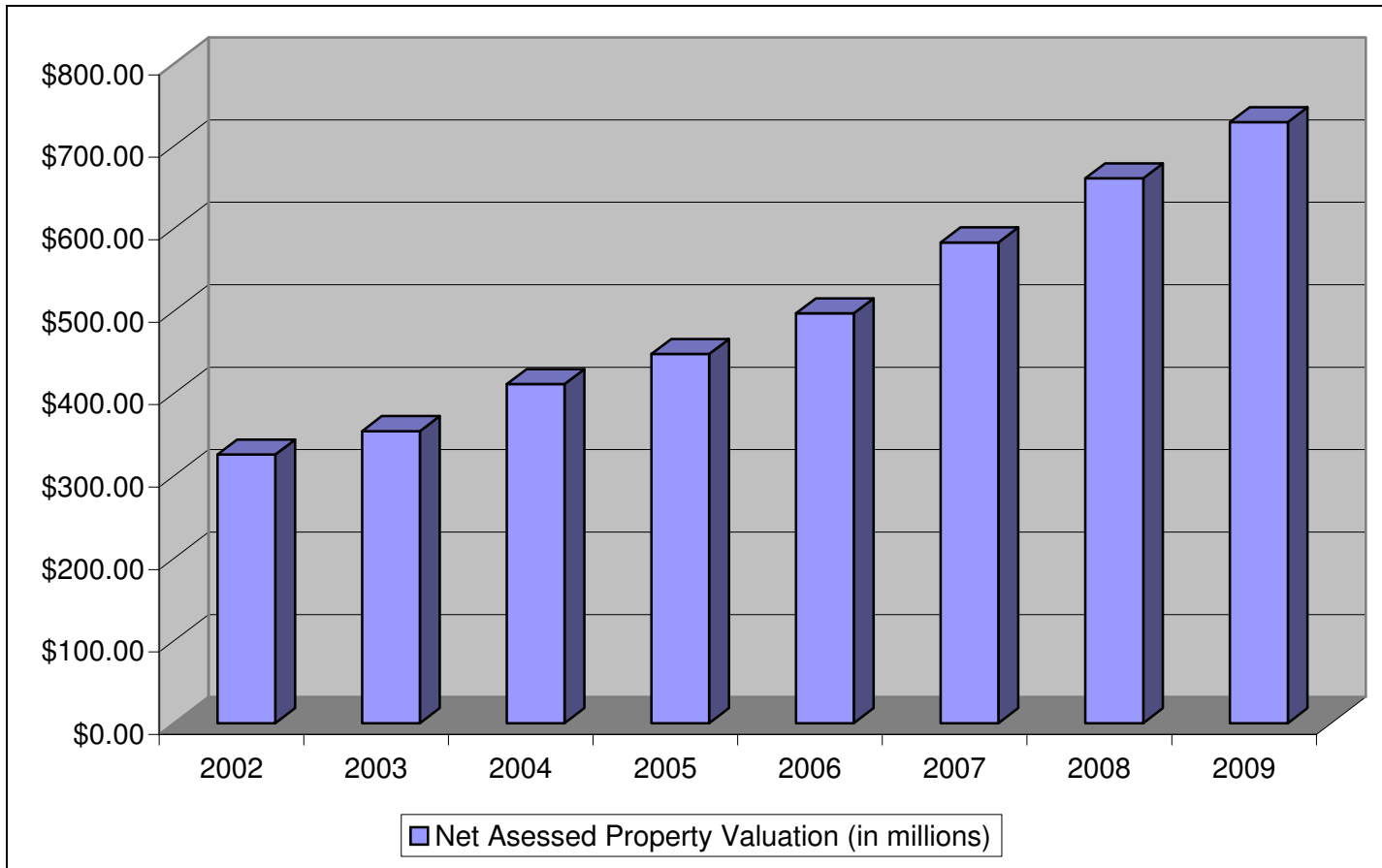
CITY OF PRESCOTT

Growth Indicators

Description

Fiscal Year

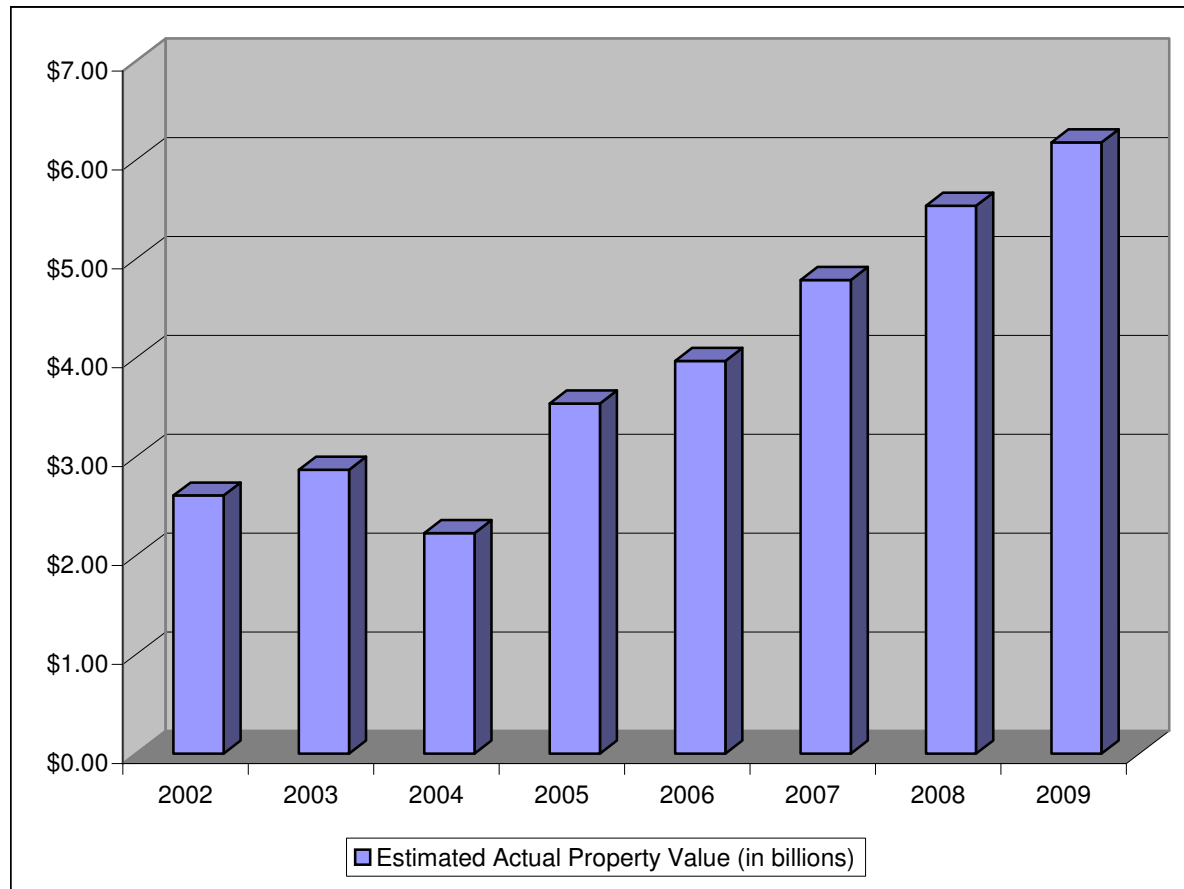
	2002	2003	2004	2005	2006	2007	2008	2009
Net Assesed Property Valuation (in millions)	\$325.90	\$354.27	\$411.40	\$447.81	\$497.20	\$583.11	\$660.80	\$729.02



CITY OF PRESCOTT

Growth Indicators

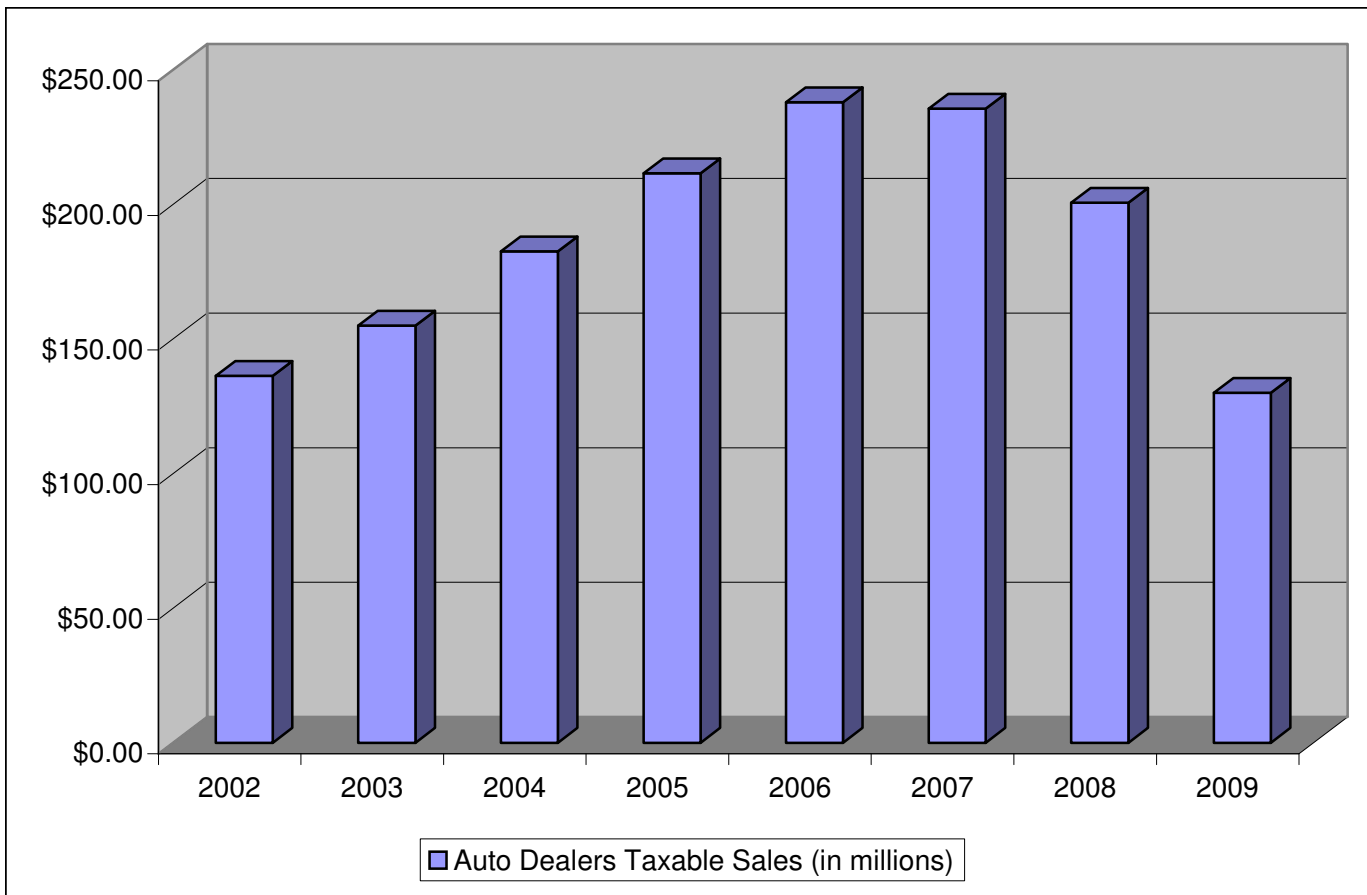
Description	Fiscal Year								
	2002	2003	2004	2005	2006	2007	2008	2009	
Estimated Actual Property Value (in billions)	\$2.61	\$2.87	\$2.23	\$3.54	\$3.97	\$4.79	\$5.54	\$6.18	



CITY OF PRESCOTT

Growth Indicators

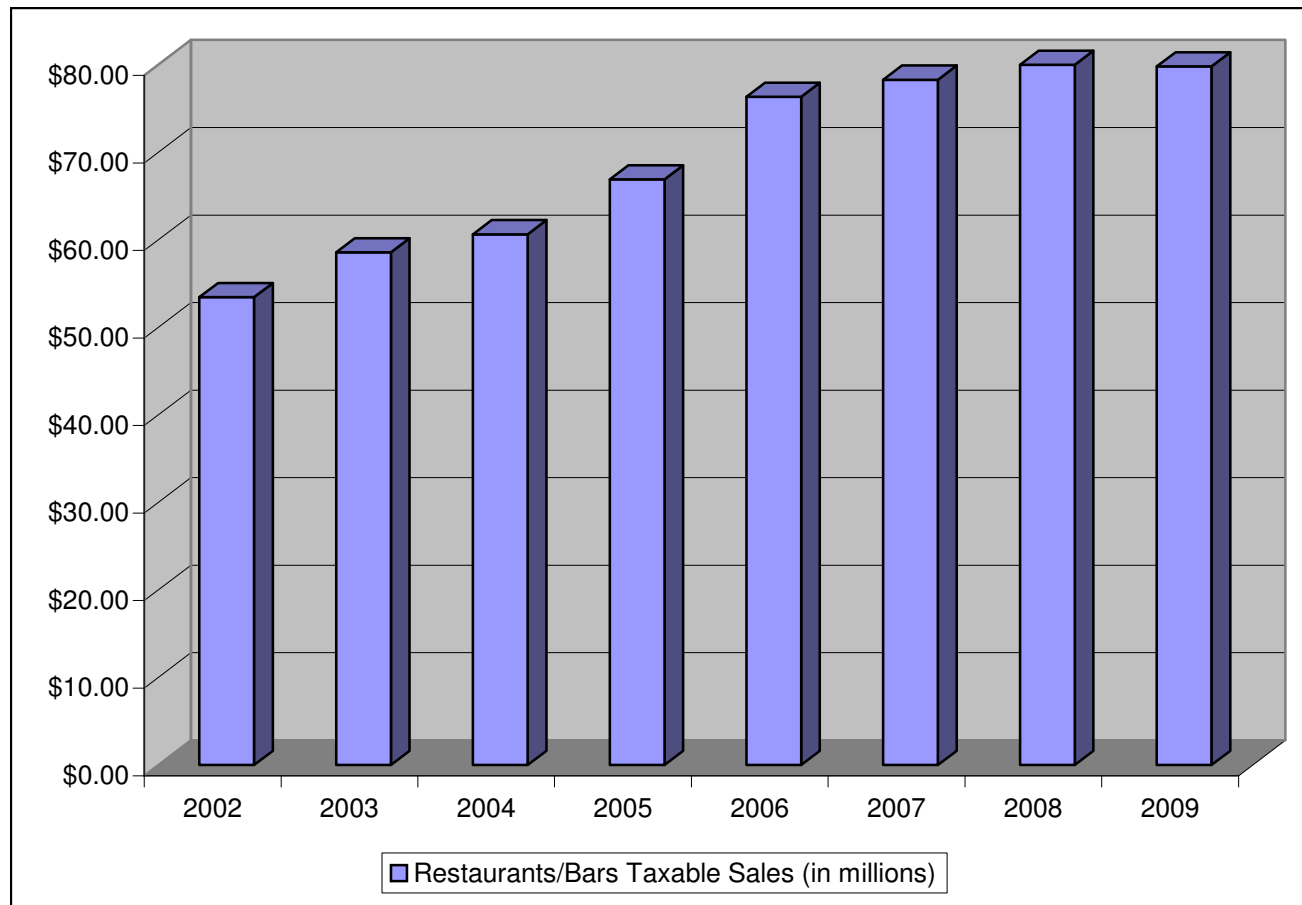
Description	Fiscal Year								
	2002	2003	2004	2005	2006	2007	2008	2009	
Auto Dealers Taxable Sales (in millions)	\$136.33	\$154.95	\$182.50	\$211.53	\$237.94	\$235.60	\$200.60	\$129.98	



CITY OF PRESCOTT

Growth Indicators

Description	Fiscal Year							
	2002	2003	2004	2005	2006	2007	2008	2009
Restaurants/Bars Taxable Sales (in millions)	\$53.44	\$58.56	\$60.64	\$66.91	\$76.33	\$78.29	\$80.00	\$79.81



CITY OF PRESCOTT

Growth Indicators

Description	Fiscal Year								
	2002	2003	2004	2005	2006	2007	2008	2009	
Transient Occupancy Tax (Bed Tax)	\$308,327	\$306,060	\$319,164	\$356,002	\$408,134	\$430,038	\$510,456	\$554,716	

